

# niftylift



## HR15N



(A) 15.5m  
51ft



(B) 13.5m  
44ft



(C) 9.7m  
32ft



225kg  
500lbs



1.5m x 0.8m  
4ft 11in x 2ft 8in



150°



180°



(D) 1.99m  
6ft 6in



(F) 1.5m  
4ft 11in



(H) 4.93m  
16ft 2in



(J) 6.4m  
21ft



3.5km/h  
2.2mph



3.5m  
11ft 6in



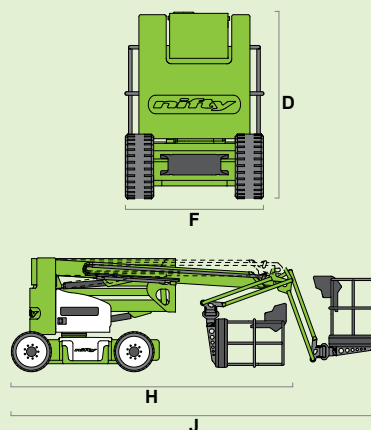
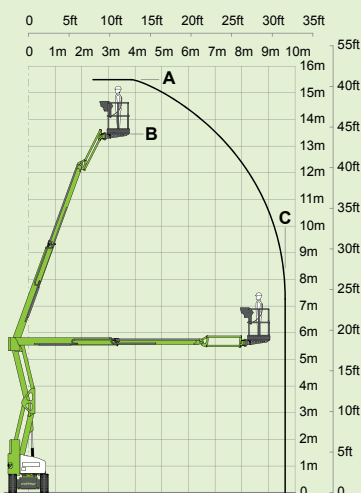
25%  
14°



7250kg  
15980lbs




**HYBRID**



**SiOPS® toughcage**

### niftylift

Fingle Drive, Stonebridge  
Milton Keynes, MK13 0ER  
England, United Kingdom  
+44 (0)1908 223456  
sales@niftylift.com  
www.niftylift.com



IS-102